

MARIN COUNTY FEDERAL AND STATE FUNDING ANALYSIS

Presentation to the Marin County Council
of Mayors and Councilmembers



MCF sought to develop an early picture of potential federal and state budget cuts to Marin

- 1** **Tracked and reviewed literature on three key pieces of legislation:** H.R.1, FY26 congressional appropriations bills, 2025-26 California State Budget
- 2** **Analyzed federal spending in Marin** using public spending databases. FY24 is the most recent year for which complete data is available, but we expect FY25 data soon
- 3** **Assessed which funding streams, assistance, and grants may be at risk** based on funding that has already been rescinded (e.g., H.R.1, executive action), decreased via the appropriations process, subject to administrative policy changes, and expiring (e.g., American Rescue Plan)
- 4** **Estimated changes** based on that analysis. All figures are estimates due to uncertainty in the data, risk assessments, and ongoing federal and state policymaking.

We see a call to action, not panic



We believe that ~90 percent of the ~\$2B in direct federal funding Marin County likely is stable. Conversely, a bit over \$200M may be at risk, mainly due to expiring Biden-era programs



Roughly 40k Marin residents are at risk of losing healthcare and/or food assistance due to separate changes brought by H.R.1 and the California State Budget




Immigrant and other marginalized populations in Marin face the most harms from funding losses and rule changes



Marin can act. It could proactively establish new funding streams, increase coordination, and take new approaches to strengthen the social safety net, mitigate harm to residents, and build a more resilient Marin

In federal FY24, Marin received over \$2B in direct funding from the federal government

FY24 direct federal funding to Marin County by issue area (\$M)



Example grants by issue area

Issue areas	Example grantees
Social security	Retirement, survivor, disability and supplemental security income paid directly to residents
Housing	Marin Housing Authority's public housing support
	County of Marin housing assistance vouchers
	Ritter Center, Homeward Bound, and Oak Hill affordable housing development and support
Healthcare research	Buck Institute research on aging
Healthcare	Health care worker loan repayment paid directly to residents
	Marin City Health and Wellness's COVID-19 response funding
	Marin Healthy Youth Partnerships and Center Point's behavioral health interventions
Education	Marin Community Clinics health center infrastructure support
	Community Action Marin's Head Start programming
Infrastructure	Marin County school districts' farm fresh food and school improvement funding
	Department of Transportation funding to repair pavement and drainage at the 101 and 580 interchange
Environment	Local farmers' conservation efforts funding
	CA Urban Forests Council's forest management funding
Veterans support	Various programs to benefit veterans (e.g., housing supports from Homeward Bound , pensions paid directly to residents)

Source: 1. [USA Spending Data](#)
 Notes: 1. FY24 was used to create a picture of a full year of grants (October 1, 2023–September 30, 2024). 2. While this reflects government grants awarded directly to organizations in Marin County, it does not represent funding that flows through the state. This includes major programs like CalFresh and Medi-Cal. The finalized state budget will not be available until June 2026. 2. See appendix for issue area definitions

~90% of direct federal grants likely are stable

FY24 federal funding by risk factor (\$M)



Stability drivers



Adequate federal appropriations

Congress rejected many of the Trump Administration's proposed cuts during the FY26 appropriations process



Successful litigation

Successful challenges to early funding cuts have reinstated some funding and made future cuts harder



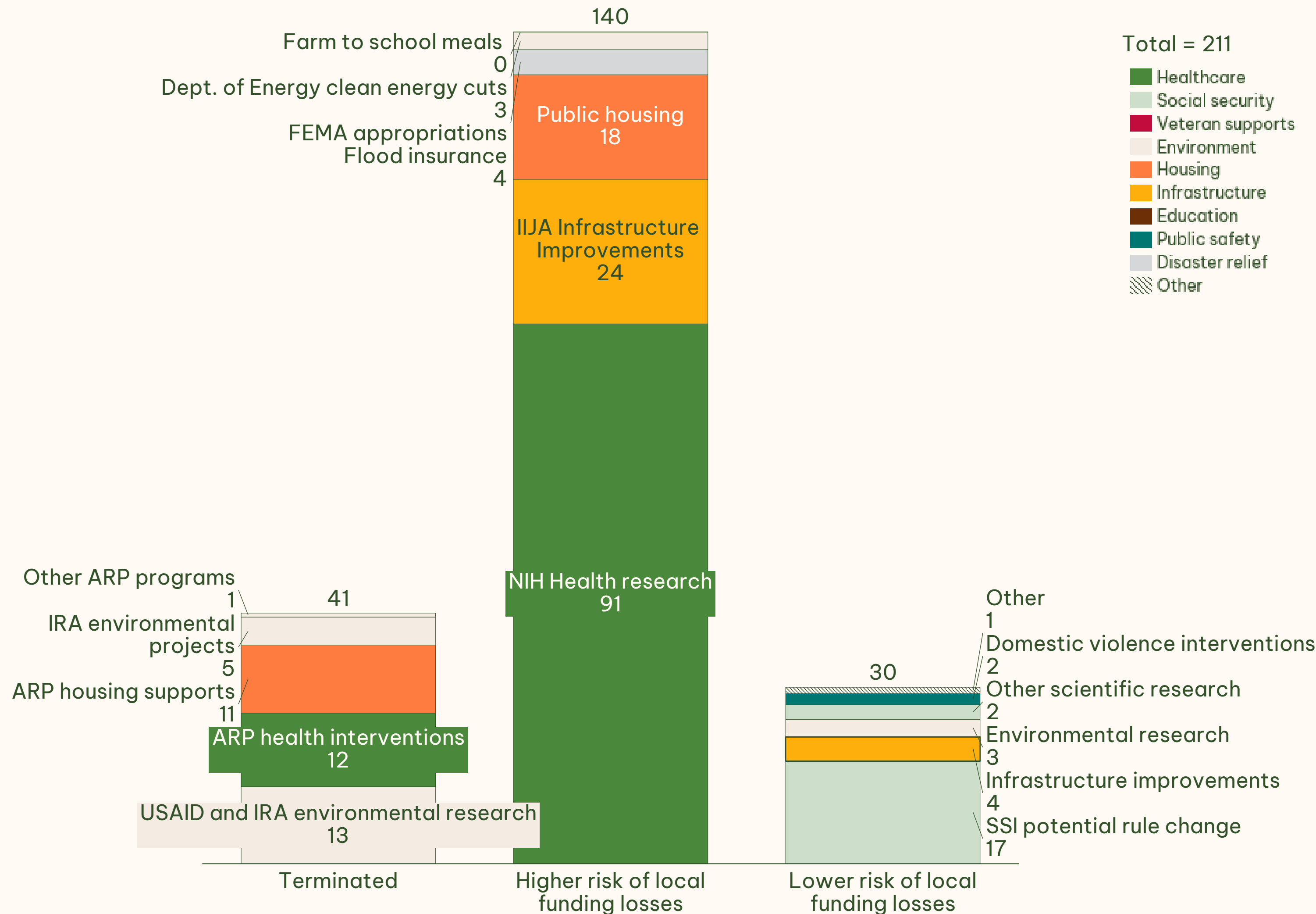
Mandatory funding

Much of federal funding is mandatory and cannot easily be cut by Congress (e.g., veteran pensions)

Note: 1. See appendix for a detailed view of the stable column.

However, we believe ~\$211 million is at risk

FY24 federal funding by issue area and risk factor (\$M)



Note: 1. Congress has not yet determined appropriations for the Department of Homeland Security. FEMA funds have been assessed at a higher risk due to the uncertainty around what final appropriations will look like.

Examples of funding at risk

- **Nat. Institute of Health policy changes** now favor grantees that have not historically received grants, harming research organizations like the Buck Institute
- **Expiration of the Infrastructure and Investment Jobs Act** reduces funding toward improving infrastructure (e.g., improving the 101 and 580 interchange)
- **Decrease in public housing funding** to support the operation of Marin's affordable housing units
- **Congress decreased appropriations** for many departments with grants in Marin, including: Dept. of Energy solar programs (-31%), Dept. of Fish and Wildlife habitat conservation (-6%), EPA (-4%), Office on Violence Against Women (-3%), NOAA (-3%), National Science Foundation (-3%), NASA (-2%)
- **Proposed Social Security Admin. regulatory changes** may strip some families of Supplemental Security benefits
- **Executive action to dismantle USAID** resulted in rescinded rural water research grants to Aquaya Institute
- **Inflation Reduction Act (IRA) funding rescinded by H.R.1.** reduces the amount of available funding for future clean energy projects
- **National Flood Insurance funding will expire in Sept. 2026.** Congress must reauthorize this disaster relief program. However, it has lapsed in the past.
- **The Dept. of Energy repurposed funding** for electric vehicle programs, decreasing funding for clean vehicles

We are also tracking funding that flows through the state, primarily healthcare and nutrition

1 in 7 residents are at risk of losing healthcare and/or nutrition benefits



20k at risk of losing Medi-Cal



15k at risk of SNAP reductions or loss

>12k at risk of increased Covered California costs due to the expiration of subsidies

Most losses will cause disproportionate harm to the most marginalized Marin residents



HEALTHCARE

State policy disproportionately harms immigrants and lower-income residents losing coverage



SOCIAL SECURITY

Proposed rule change harms older adults and individuals with disabilities¹




HOUSING

30+ mixed status families in Marin's public housing could become homeless




INFRASTRUCTURE

The Canal, Marin City, and other low-lying areas could bear larger losses during floods²



DISASTER RELIEF

Without FEMA, only higher-income residents will be able to manage a major disaster



ENVIRONMENT

Neighborhoods with large BIPOC populations already experience the **worst pollution impacts** in the County³

The extent of the harm depends on the state budget and local action

Potential outcomes at different levels of state funding backfill

Less backfill

- Broad SNAP benefit reductions and terminations
- Overburdened Medi-Cal reenrollment system and high disenrollment
- Higher Covered California premiums, resulting in people being priced out
- Reduced SNAP and Medi-Cal coverage for previously eligible immigrants (e.g., asylees)

More backfill

- Fewer SNAP benefit reductions and terminations
- Increased reenrollment staffing, minimizing coverage losses
- Partial or full Covered California subsidy to replace the lost Enhanced Premium Tax Credits, increasing affordability and reducing coverage loss
- Expanded funding for California Food Assistance Program and Covered California to transition those losing SNAP and Medi-Cal to state programs

Efforts to minimize enrollment and funding losses

- **Effectively communicate changes** via public notices, legacy and social media, text / WhatsApp alerts, etc.
- **Improve systems**, including increased automatic renewal, data verification to identify exemptions, simplified reenrollment forms, and reduced error rates
- **Provide targeted support to those directly affected**, including ~300 SNAP enrollees who could lose coverage due to new status requirements (e.g., asylees) and ~1,500 SNAP enrollees who have new work requirements

Marin needs sustained, coordinated action

Public sector ideas

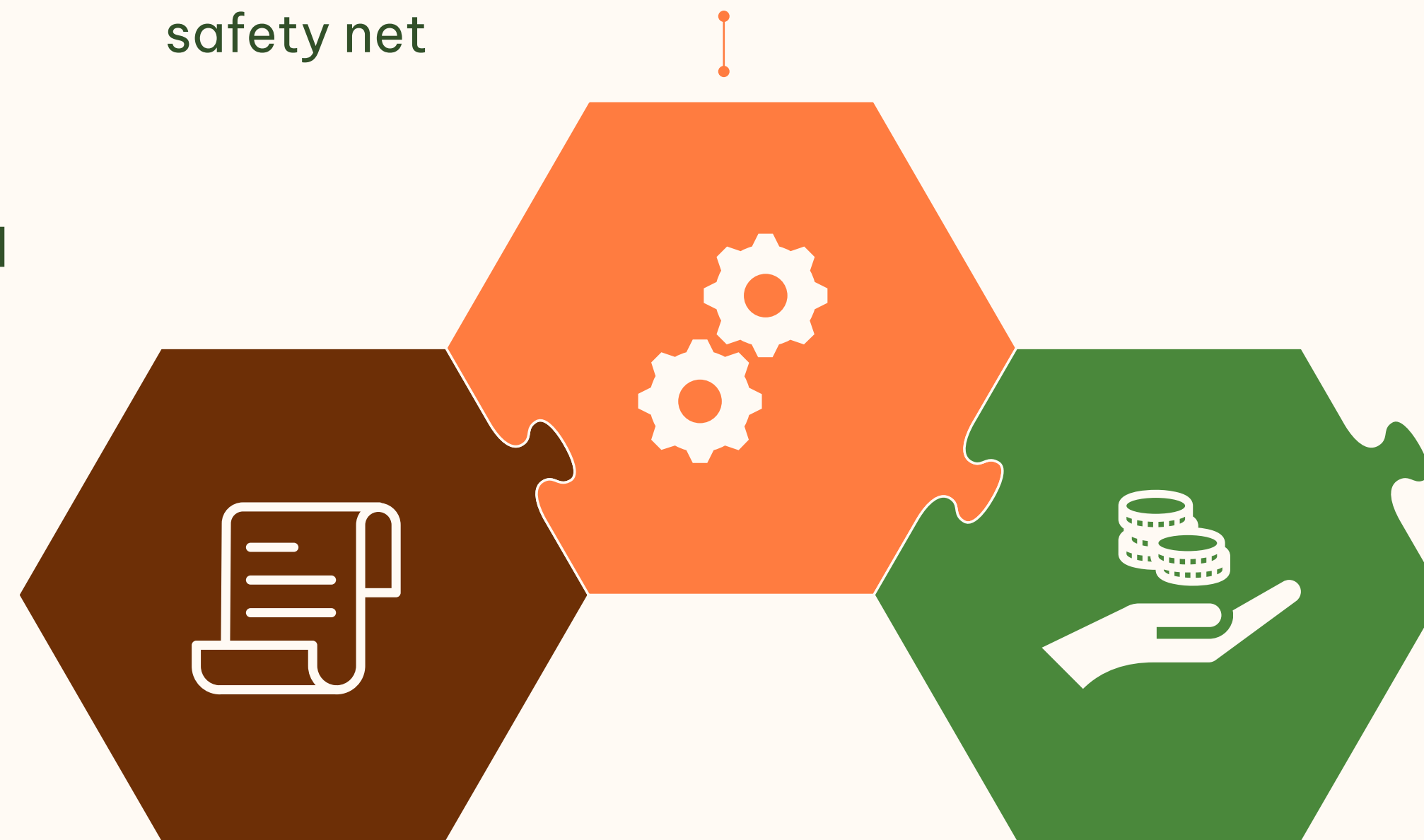
- Establish reliable state- and county-level public funding streams (e.g., funding county indigent care)
- Backfill federal cuts to health and nutrition
- Identify ballot measures that can fund key issues (e.g., housing, climate)
- Spend at-risk federal grants quickly

Coordination ideas


- Develop a shared vision, sense of gaps and duplication, and funding plan
- Communicate the harms to those at risk and constituents broadly
- Establish a standing committee for a multi-jurisdictional approach to a resilient social safety net

Philanthropy ideas

- Build shared strategies into public-private partnerships on key issues (e.g., climate, healthcare access)
- Raise funds to address immediate needs (e.g., MCF's Food on Every Table fund)
- Identify highest-priority needs instead of attempting to backfill



APPENDIX

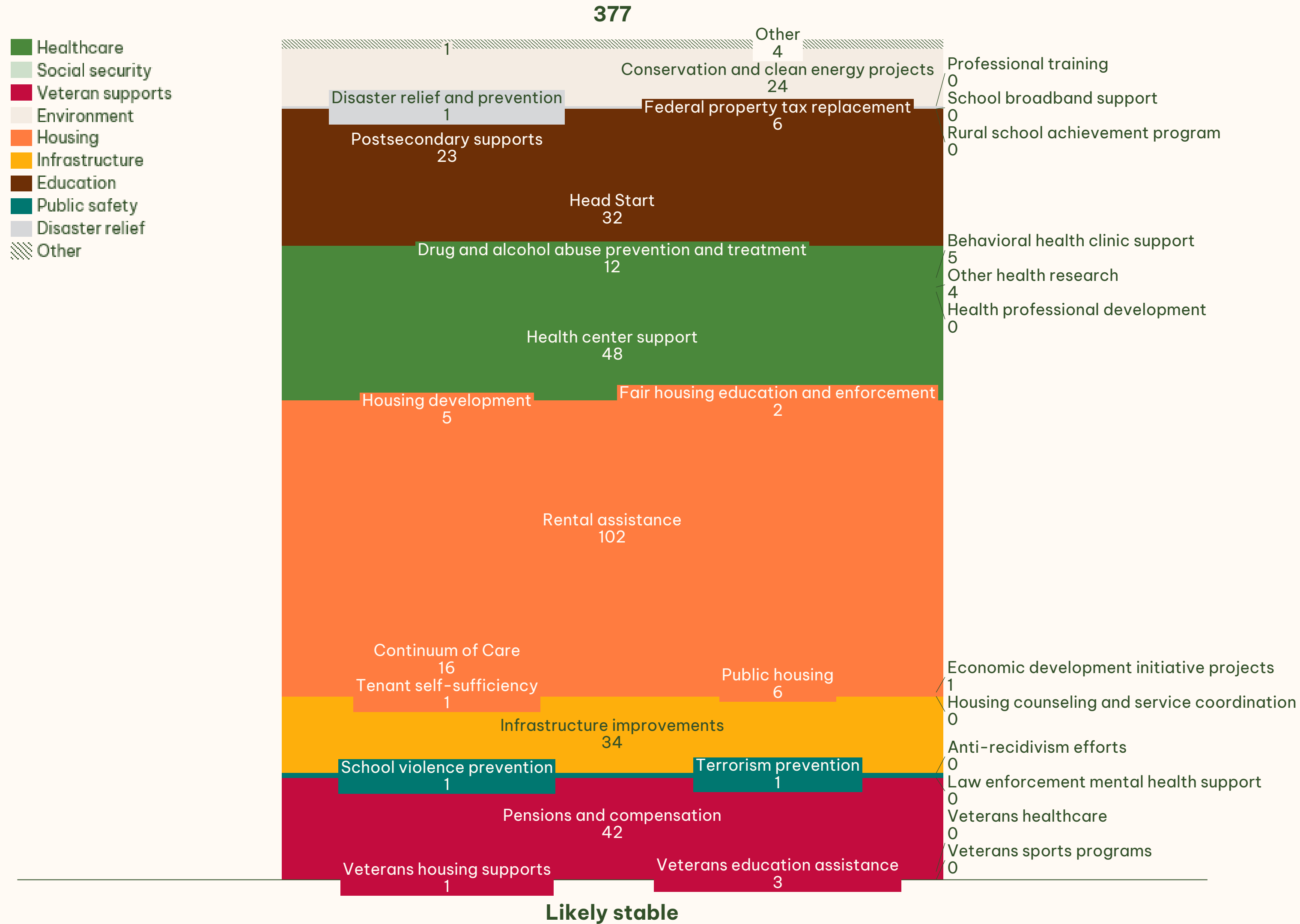


Issue area definitions

Issue area definitions

- **Social Security:** Retirement, survivor, disability, and Supplemental Security Income benefits paid directly to residents
- **Healthcare:** Professional training (e.g., fellowships), infrastructure (e.g., building and improving hospitals), research (e.g., Alzheimer's therapies), and behavioral and substance abuse care
- **Housing:** Affordable housing and homeownership funding including loans to purchase homes, housing voucher programs, continuum of care funding, emergency housing programs, and fair housing funding
- **Education:** Early childhood through graduate education programs including Head Start, school nutrition programs, postsecondary financial aid, school improvements (e.g., student broadband access), and teacher training
- **Infrastructure:** Public use infrastructure projects (e.g., repairing roads/bridges)
- **Environment:** Projects to slow the impact of climate change (e.g., clean energy research, electric vehicle charging infrastructure, carbon emissions monitoring) or conserve nature and wildlife (e.g., maintenance of protected lands, endangered species research)
- **Veterans supports:** Programs directed toward veterans across all issue areas (e.g., home loans, disability healthcare, pensions)
- **Disaster relief:** Programs to respond to (e.g., disaster survivor loans, national flood insurance claims, small business disaster relief grants) and prepare for disasters (e.g., fire department emergency response preparedness and training)
- **Public safety:** Programs to support law enforcement and raise awareness and provide support for those impacted by public safety issues (e.g., domestic violence prevention, school violence prevention)
- **Other:** Includes railroad workers' pensions and bird flu loss reimbursements for farmers

Likely stable direct federal funding details (\$M)



Note: 1. For clearer viewing, this chart excludes Social Security retirement and survivors' benefits, which account for ~\$1.4B in federal funding received by Marin County. This spending is mandatory while sufficient funds remain and not at risk of being reduced in the next five years